

ERGONOMIC RAILSYSTEMS



Innovating since 1999

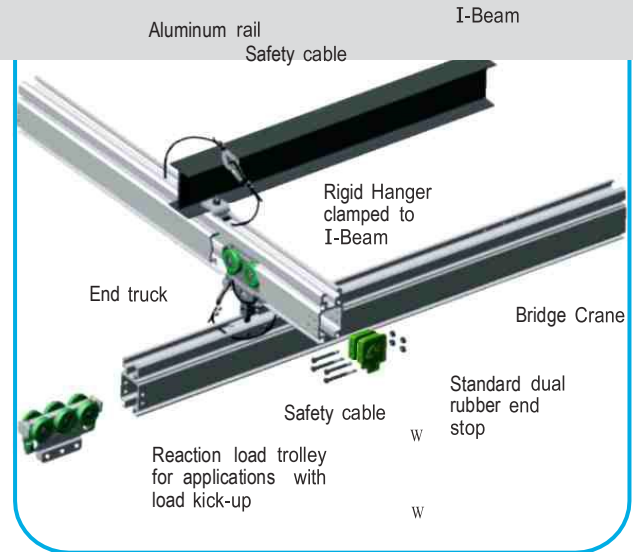
ERGOPROSYS RAILS

- Lightweight aluminum enclosed rail system
- Ideal for productivity and safety improvements
- Solve many in-process product and material handling requirements
- Developed to exceed industry standards
- Tested and certified by an independent lab at up to five times the rated capacity to assure safety
- Can be quickly configured and installed with considerable savings in time and cost
- The Ergoprosys rail is a non-painted and corrosion free anodized extrusion
- The enclosed trolley track resist dirt build up for smoother and quieter operation
- The rails are equipped with T-Slots on both sides facilitating alternative mounting

Ergoprosys also provides turn key projects in process optimization studies facilitating logistics, ergonomics and safety

Ergoprosys is ready and committed to increase your plant's productivity with any of our standard or Custom designed Products

Our engineers are ready to serve with the most cost effective solution.



TYPICAL CONFIGURATION

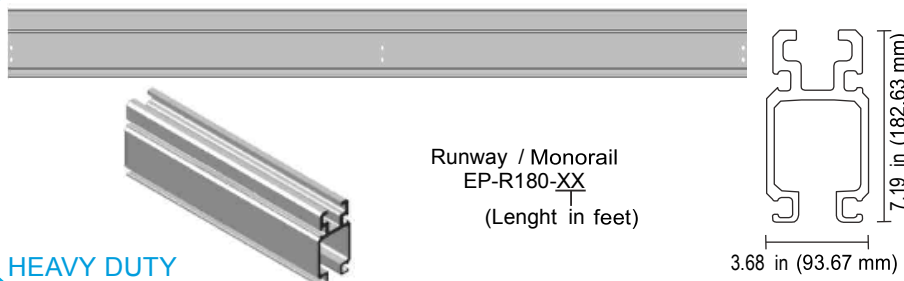
RAILS: EP-R180, EP-R140, EP-R90 EP-I-BACK

ALUMINUM RAIL

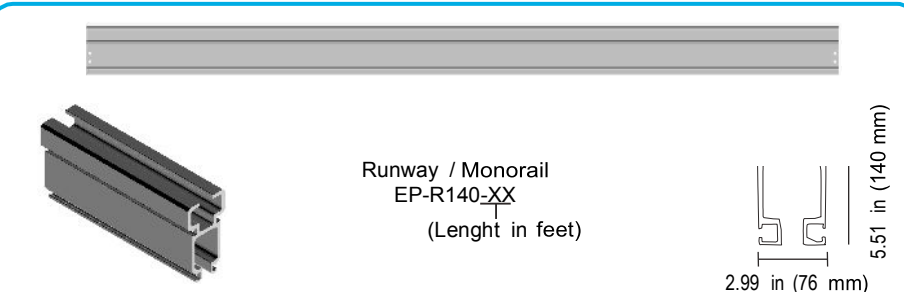
A typical rail system can be configured as a simple monorail for in line point to point positioning of the load or a dual runway-bridge crane (x-y) system for servicing an entire work area.

The length of our monorail-runway rails are configured in one foot increments, up to 20 ft. If longer rail configuration is required our field installed splice kits are the solution.

EP-R180

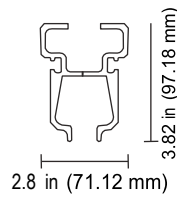


EP-R140





Runway / Monorail
EP-R90-XX
(Length in feet)



TOOL RAIL

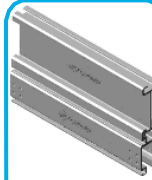
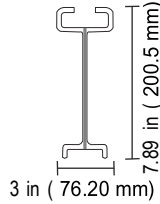


ALUMINUM I-BACK

The I-Back is an aluminum profile utilized as reinforcement that is inserted into to top of all the ErgoProSys rail profile where additional capacity is required.



I-Back
EP-IB-XX
Length in feet




EP-IB180-XX

Aluminum rail
EP-R180-XX
with I-Back



EP-IB140-XX

Aluminum rail
EP-R140-XX
with I-Back



EP-IB90-XX

Aluminum rail
EP-R90-XX
with I-Back


BRIDGE CRANES

The bridge systems are designed to run on our aluminum runways utilizing articulated end trucks providing entire work area access (x-y).

This system facilitates the operator (1% of the total weight) in precisely positioning the load by moving or skewing the bridge crane over the load vs where the entire rigid bridge crane must be moved on conventional I-beam runway-bridge systems, which typically bind.

Telescoping bridges are also available where the load must be moved under an interference. (Not applicable on EP-R90 rails)

Telescoping bridges have limited length-to-load capacity due to the offset cantilever load.



Bridge Cranes
EP-BXXX-XX
180 (Length in feet)
140
90

TROLLEYS

In configuring a rail system the trolley selection is critical and is determined primarily by the load conditions.

All trolleys come equipped with Heavy Duty side guide rollers supported at both ends.

Both roller and wheels are a High-Tech Acetal Resin Polymer (Dupont ^{MR}) for long wear and smooth operation.

ErgoproSys EP-R180 rail system is compatible with both Zimmerman and Unified ETA8 Trolleys. An existing Zimmerman balancer with a ZRA2 will operate in EP-R180 Profile..

BRIDGE CRANE (COMPLETE WITH END TRUCKS)

Trolleys comes with safety cables and hangers assembled to the bridge crane. They are available separately for special applications or field assembly. Dual End Trucks are typically used on high load applications.

STANDARD LOADS

The Trolley capacity is 1000 pounds for the EP-R180 dual end trucks doubles the capacity. The EP-R140 trolley capacity is 600 pounds. The EP-R90 rails will be of 250 pounds and 500 pounds respectively.

HOIST APPLICATION

The Hoist Trolley is typically for hanging hoist and balancers.

REACTIVE LOADS

Reactive loads (rail kick-up) will require a 3- axle reaction trolley EP-TR-R (EP-R180)



TROLLEYS FOR EP-R180 RAIL



TROLLEYS FOR EP-R140 RAIL



TROLLEYS FOR EP-R90 RAIL

HANGERS

Our rail system hangers have been designed to easily attach our rail system to standard "I" Beams and are compatible with all of our rail profiles.

RIGID MOUNT

Used to mount aluminum rail directly to "I" Beam overhead structures.

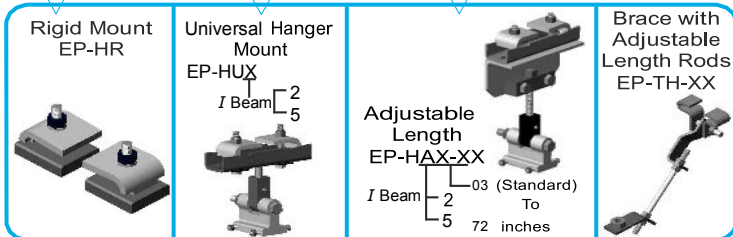
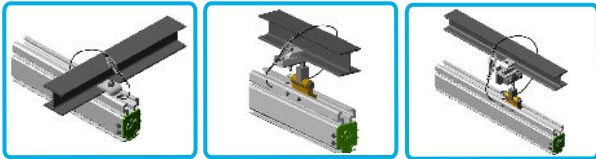
Note: Structure should be level (± 6 mm tolerance)

ADJUSTABLE LENGTH

Used in overhead structures where height and level are critical, the hanger rods, are available from 6 to 72 inches. It is recommended to use diagonals braces when the rod length is more than 24 inches for system rigidity.

UNIVERSAL HANGING MOUNT

It is used in both perpendicular or parallel beam structures to our run way rails. The universal hanger improves long bridge crane system performance by allowing the rails and bridge to skew in the direction of the load.


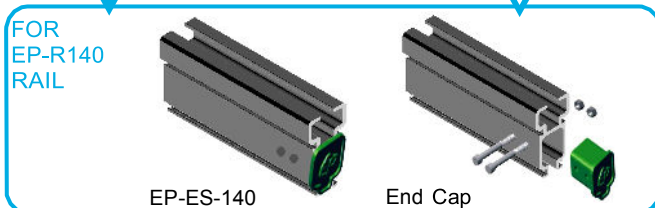



*2 of 2 1/2" to 5" flanged "I" Beam.

*5 of 5" to 10" flanged "I" Beam.

END CAPS / STOPS

Standard dual rubber end stops, improve safety and operation by Absorbing trolley impact.




RAIL SPLICE KIT

Used to join rails end to end. Our unique rail splice kit facilitates rail alignment and installation. This system eliminates field welding of splice tubes as required by the competition.

*Note: A hanger must be used directly at the splice joint or hangers within one foot on both sides of the splice joint. The splice kits do not require drilling of the rail, thus facilitating field alignment and rail

FOR EP-R180 RAIL



FOR EP-R140 RAIL



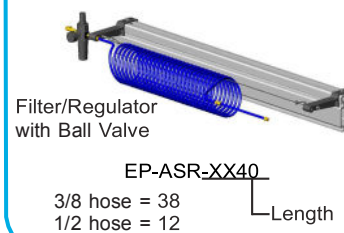
FOR EP-R90 RAIL



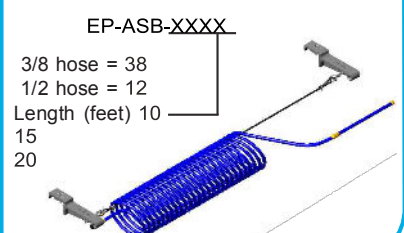
AIR HOSE SUPPLY KIT

The air supply kit is available in 3/8" and 1/2" hose diameters and in lengths up to 75 ft. The air supply kit it is available for runway, monorail and bridge cranes. These kits come complete with the necessary coil hose, brackets, coated cable, tag line and tensioners required to supply air to the rail system.

Rail Air Hose Supply



Bridge Crane Air Hose Supply



ACCESSORIES

Many accessories are specially developed per customer requirements, please contact us if you have a special need.

BRIDGE BRACE

All dual bridge configurations requires at least one bridge brace.

CURVED RAIL

We offer a variety of curved rail configurations from 15 to 90 grades for monorail systems.

RAIL SWITCH

Rail switches are available where the customer requires to transfer from one monorail system to another.

ELECTRICAL CABLE KITS

These kits available in a bus bar or flat cable configuration upon special order.

T-SLOT BOLT KIT

Our rail is uniquely configured with lateral T-Slots, this allows flexibility in side or inverse mounting of the rail or where the integrator or end user requires mounting of equipment directly to rail.



OFFICE

3463 East Commerce Street,
San Antonio, Texas 78220

www.ergoprosys.com

PHONE

210-680-9554